

IMAGE GALLERY

LASER FLOATER TREATMENT



1. Normal Vision
(LFT-normal vision.jpg)



2. Floater-Impaired Vision
(LFT-floater vision.jpg)

Floaters are small pieces of debris that float in the eye's vitreous humor. This debris casts shadows on to the retina (the light-sensitive tissue layer at the back of the eye). If you have floaters, it is these shadows that you see floating across your field of vision. Generally speaking, floaters do not affect visual acuity. They do, however, greatly impede overall quality of vision.



3. Diffuse, Cloud-Like Floater
(LFT-cloud floater.jpg)

This cloud-like floater is caused by the natural ageing process. Whilst this type of floater can sometimes be treated with vitreolysis, it often requires more overall treatment in order to obtain satisfactory results.



4. Cobweb Floater
(LFT--cobweb floater.jpg)

Most common in young people, this thin, dense floater can appear as multiple dots and/or string-like cobwebs and is a result of clumping of the collagen fibers of the vitreous. Depending on size, and where it is located, it may be treatable with vitreolysis.

To review our usage policy guidelines, please contact marketing@ellex.com.

IMAGE GALLERY

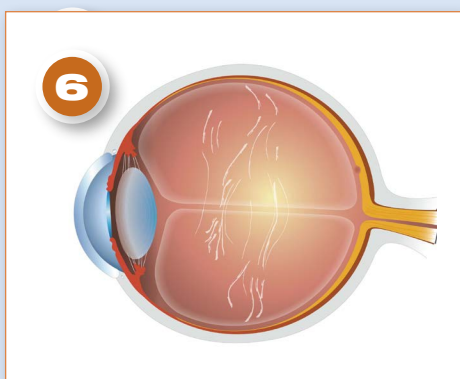
LASER FLOATER TREATMENT



5. Diffuse, Cloud-Like Floater (Ellex-LFT-illustration-cloud floater.jpg)

This cloud-like floater is caused by the natural ageing process. Whilst this type of floater can sometimes be treated with Laser Floater Treatment, it often requires more overall treatment in order to obtain satisfactory results.

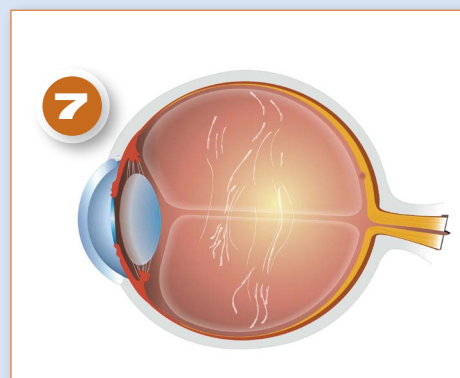
© Ellex Medical Pty Ltd.



6. Cobweb Floater (Ellex-LFT-illustration-cobweb floater.jpg)

Most common in young people, this thin, dense floater can appear as multiple dots and/or string-like cobwebs and is a result of clumping of the collagen fibers of the vitreous. Depending on size, and where it is located, it may be treatable with Laser Floater Treatment.

© Ellex Medical Pty Ltd.



7. Weiss Ring Floater (Ellex-LFT-illustration-weiss floater.jpg)

The ring-shaped Weiss Ring floater is a large, fibrous floater that is usually located safely away from the crystalline lens and the retina. Because of this, it can be treated safely and effectively with Laser Floater Treatment.

© Ellex Medical Pty Ltd.

To review our usage policy guidelines, please contact marketing@ellex.com.


IMAGE GALLERY

LASER FLOATER TREATMENT



5. Weiss Ring Floater
(LFT-weiss ring on axis-PAUL SINGH.jpeg)

Image provided courtesy of Paul I. Singh, MD (USA)



9. Weiss Ring Floater
(LFT-weiss ring on axis2-PAUL SINGH.jpeg)

Image provided courtesy of Paul I. Singh, MD (USA)



10. Amorphous Cloud Floater
(LFT-amorphous cloud-PAUL SINGH.jpeg)

Image provided courtesy of Paul I. Singh, MD (USA)



11. Floater
(LFT-floater-PAUL SINGH.jpeg)

Image provided courtesy of Paul I. Singh, MD (USA)

To review our usage policy guidelines, please contact marketing@ellex.com.